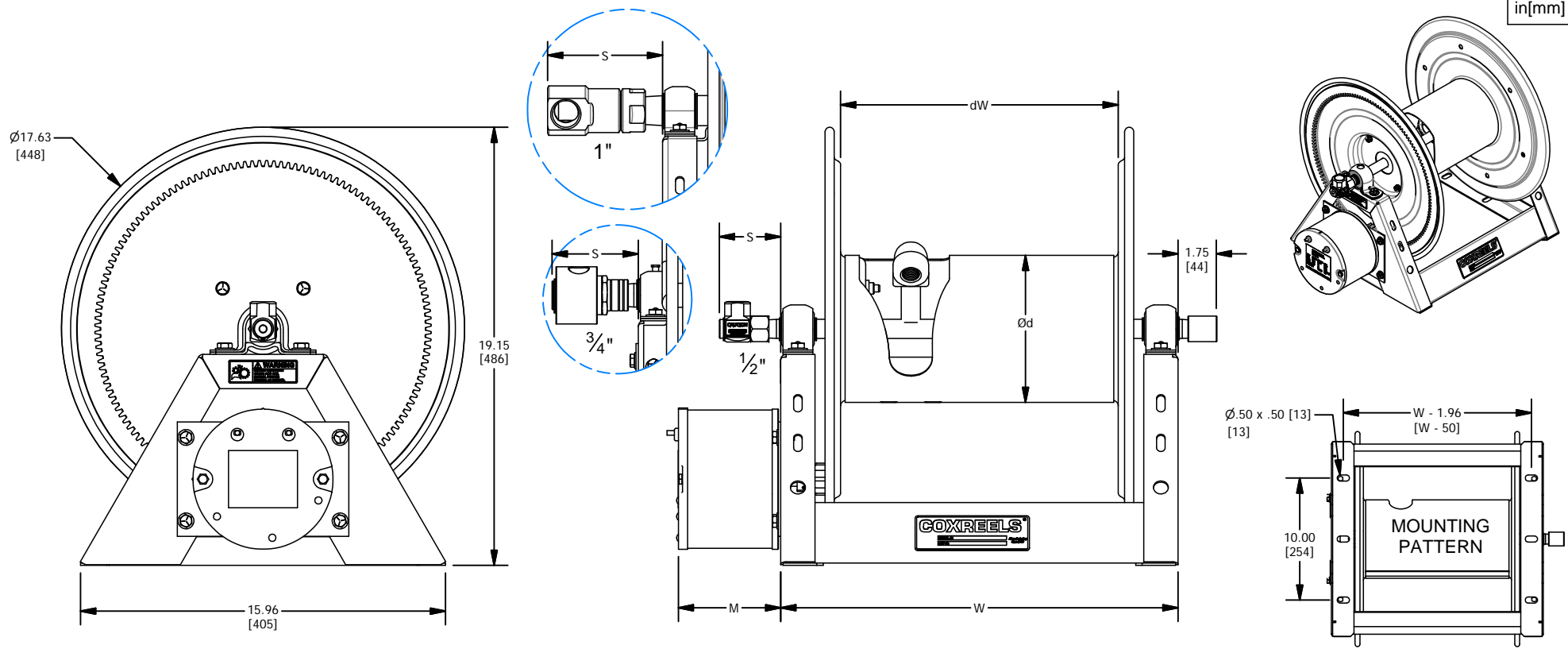


in[mm]



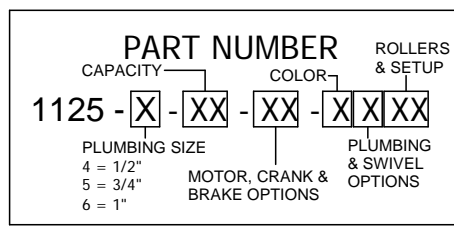
MOTOR DRIVE SYSTEM	DIMENSION "M" in[mm]	ADD TO WEIGHT lb [kg]
ELECTRIC MOTOR: 1/3 HP (12VDC,24VDC) (REVERSABLE)	4.88 [124]	13 [6]
ELECTRIC MOTOR: 1/2HP (12V & 24V DC,115V & 230V AC)(REVERSABLE)	6.59 [167]	26 [12]
AIR MOTOR (4 VANE, ALUMINUM)	3.93 [100]	8 [4]
AIR MOTOR (6 VANE, IRON)	5.42 [138]	8 [4]
HYDRAULIC	3.77 [96]	6 [3]

MODEL	PLUMBING SIZE	dW in[mm]	W in[mm]	1" (1.44" OD) CAPACITY ft[m]	3/4" (1.25" OD) CAPACITY ft[m]	1/2" (7/8" OD) CAPACITY ft[m]	3/8" (3/4" OD) CAPACITY ft[m]	WEIGHT lb[kg]
1125-4-100	1/2"	6 [152]	11.38 [289]	-	-	100 [30]	140 [43]	36 [16]
1125-4-200	1/2"	12 [305]	17.38 [441]	-	-	200 [61]	300 [91]	39 [18]
1125-4-325	1/2"	18 [457]	23.38 [594]	-	-	325 [99]	450 [137]	48 [22]
1125-4-450	1/2"	24 [610]	29.38 [746]	-	-	450 [137]	625 [191]	52 [24]
1125-4-500	1/2"	28 [711]	33.38 [848]	-	-	500 [152]	700 [213]	58 [26]
1125-5-50	3/4"	6 [152]	11.38 [289]	-	50 [15]	100 [30]	-	38 [17]
1125-5-100	3/4"	12 [305]	17.38 [441]	-	100 [30]	200 [61]	-	42 [19]
1125-5-175	3/4"	18 [457]	23.38 [594]	-	175 [53]	325 [99]	-	50 [23]
1125-5-200	3/4"	24 [610]	29.38 [746]	-	200 [61]	450 [137]	-	55 [25]
1125-5-250	3/4"	28 [711]	33.38 [848]	-	250 [76]	500 [152]	-	59 [27]
1125-6-35	1"	9.5 [241]	14.88 [378]	35 [11]	50 [15]	-	-	50 [23]
1125-6-50	1"	15.5 [394]	20.88 [530]	50 [15]	75 [23]	-	-	55 [25]
1125-6-75	1"	22 [559]	27.38 [695]	75 [23]	120 [37]	-	-	62 [28]
1125-6-100	1"	28 [711]	33.38 [848]	100 [30]	150 [46]	-	-	69 [31]

MODEL	DIM "S" in[mm]	DIM "C" in[mm]	DIM "Ø d" in[mm]
1125-4 (1/2")	2.69 [68]	1.71 [43]	6.43 [163]
1125-5 (3/4")	3.78 [96]	2.00 [51]	6.43 [163]
1125-6 (1")	5.03[128]	2.15 [55]	8.46 [215]

SPECIFICATIONS		
FEATURE	SPEC.	OPTION
PRESSURE	3000 PSI [275 BAR]	5000 PSI [345 BAR] 1/2" 4500 PSI [310 BAR] 3/4"
TEMPERATURE (HOSE DEPENDANT)	-40 F TO 225 F [-40 C TO 107 C]	-60 F TO 400F [-51 C TO 204 C]
INLET THREAD	NPT FEMALE	-
OUTLET THREAD	NPT FEMALE	-

MATERIAL SPECIFICATIONS		
COMPONENT	MATERIAL	OPTIONS
PLUMBING	STEEL	302 STAINLESS STEEL
SWIVEL	BRASS (1/2" & 3/4") NI-PLATED STEEL(1")	NI-PLATED STEEL, 316 STAINLESS STEEL
SEALS	NITRILE	VITON, EPDM, AFLAS
REEL	STEEL	304 STAINLESS STEEL
BEARINGS	BRONZE, SELF LUBE	-
DRAG BRAKE	NYLON	PBI GLASS BLEND FABRIC
FINISH	BLUE POLYESTER POWDER COAT(STAINLESS-POLISHED, RAW)	RED(R), GREEN(N), WHITE(W), BLACK [WRINKLE (C)/ GLOSS(K)], GREY(G)



UNLISTED OPTIONS & CUSTOM REELS

NOT ALL OPTIONS ARE LISTED, CONTACT YOUR SALES REPRESENTATIVE OR FACTORY FOR ADDITIONAL OPTIONS & CUSTOM MODIFICATIONS

COXREELS

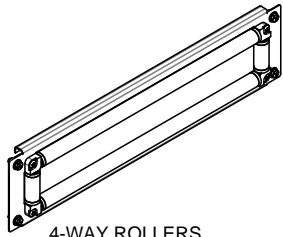
5865 S Ash Avenue Tempe, Az 85283
1-800-COX-REEL www.coxreels.com

THIS DOCUMENT CONTAINS PROPRIETARY INFORMATION AND IS THE PROPERTY OF COXREELS, INC. THE COPYING, DISTRIBUTION AND UTILIZATION OF THIS DOCUMENT AS WELL AS COMMUNICATION OF ITS CONTENT TO OTHERS WITHOUT THE WRITTEN AUTHORIZATION OF COXREELS, INC., IS PROHIBITED.

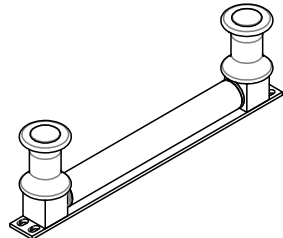
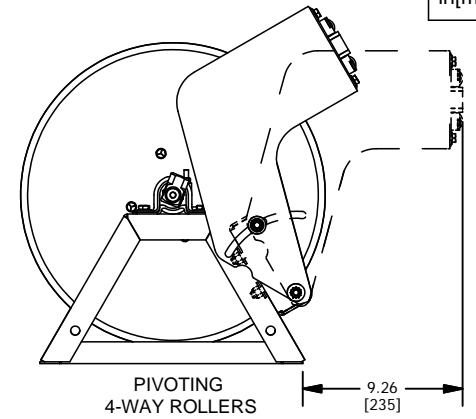
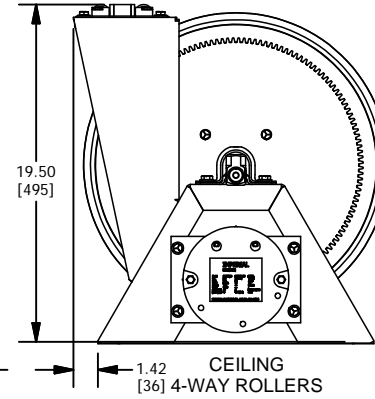
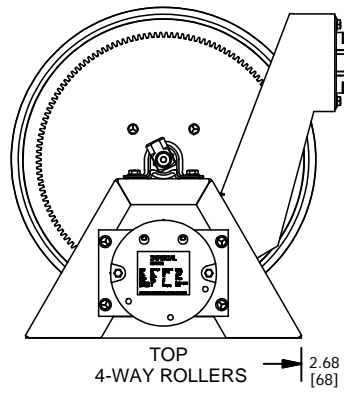
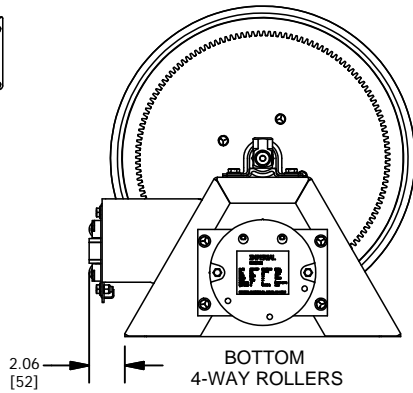
TITLE: 1125 SERIES MOTORIZED	
DWG. NO.: 1125 SERIES M	REV. -
3RD ANGLE	INTERPERT PER ASME : Y14.5M-1994 DO NOT SCALE DWG.
SIZE: A	SHT:1 OF:2

ROLLER BRACKET OPTIONS

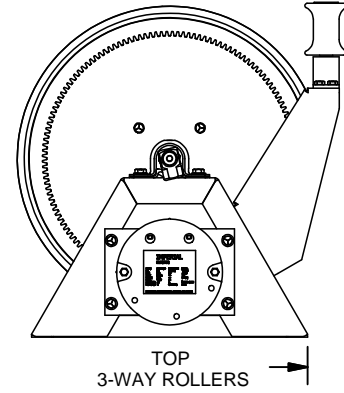
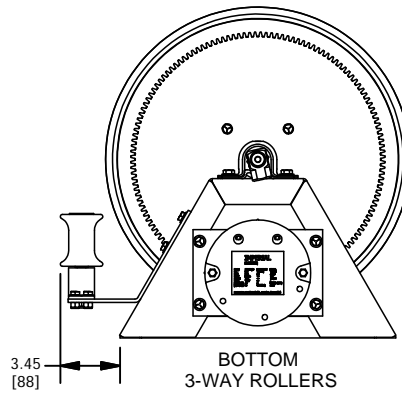
in[mm]



4-WAY ROLLERS
STAINLESS STEEL
Ø1" ROLLERS

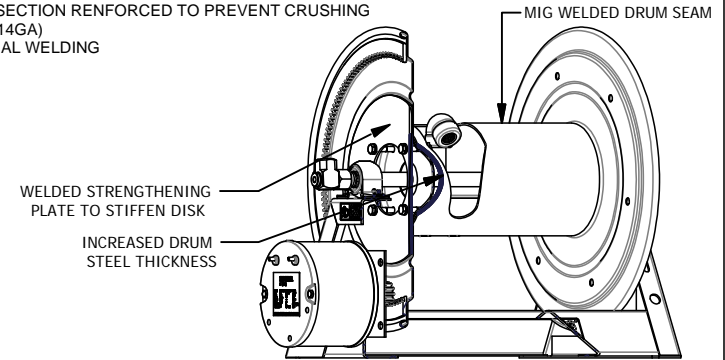


3-WAY ROLLERS
STAINLESS STEEL
Ø1.5" ROLLER
CHROME PLATED
STEEL SPOOLS



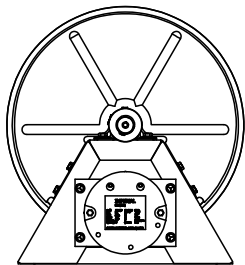
BRAWNY OPTION

FOR HIGH PRESSURE WITH HEAVY PULSE APPLICATIONS
-10 GAUGE PLATES ADDED TO EACH DISK
-CENTER SECTION REINFORCED TO PREVENT CRUSHING (16GA TO 14GA)
-ADDITIONAL WELDING



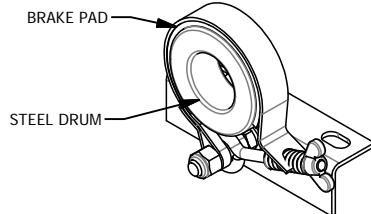
GUARDING OPTIONS

-VACCUM FORMED ABS
-.090 THICKNESS



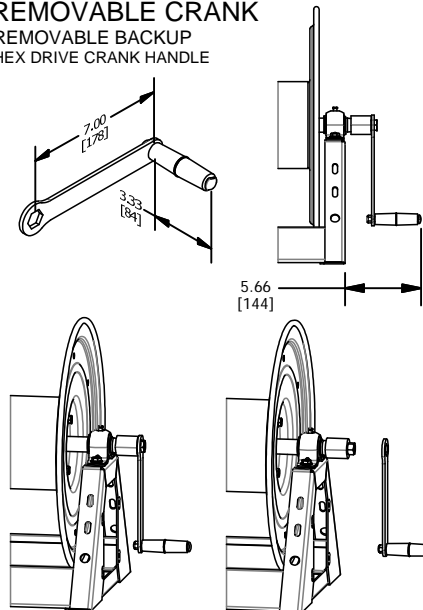
BRAKE OPTION

HEAVY DUTY BAND BRAKE
BAND TYPE BRAKE WITH BONDED BRAKE PAD
STEEL BRAKE DRUM MOUNTED ON AXLE
* AVAILABLE ON 1" MODELS (P/N 8340)



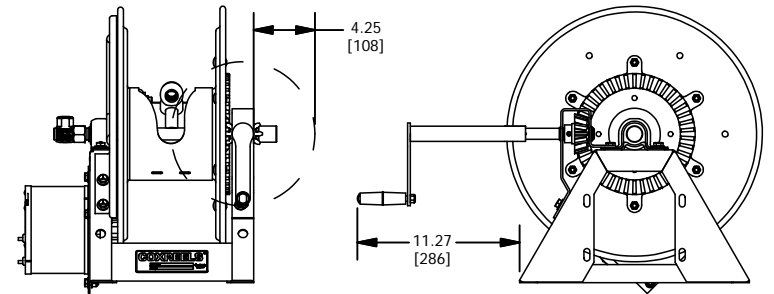
REMOVABLE CRANK

REMOVABLE BACKUP
HEX DRIVE CRANK HANDLE



BEVEL CRANK

BEVEL CRANK WITH
REMOVABLE HANDLE



COXREELS
5865 S Ash Avenue Tempe, Az 85283
1-800-COX-REEL www.coxreels.com
THIS DOCUMENT CONTAINS PROPRIETARY INFORMATION AND IS THE PROPERTY OF COXREELS, INC. THE COPYING, DISTRIBUTION AND UTILIZATION OF THIS DOCUMENT AS WELL AS COMMUNICATION OF ITS CONTENT TO OTHERS WITHOUT THE WRITTEN AUTHORIZATION OF COXREELS, INC., IS PROHIBITED.

TITLE: 1125 SERIES OPTIONS & ACCESSORIES		
DWG. NO.: 1125 SERIES M	REV. -	SIZE: A
3RD ANGLE	INTERPERT PER ASME : Y14.5M-1994 DO NOT SCALE DWG.	SHT: 2 OF: 2